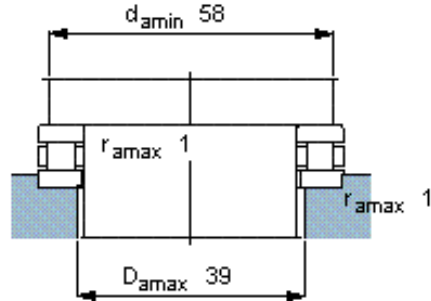
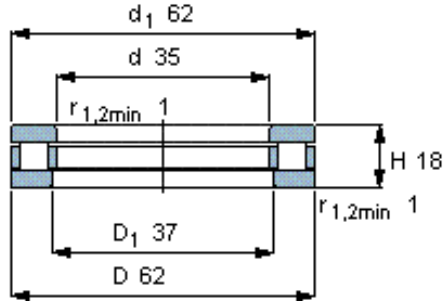
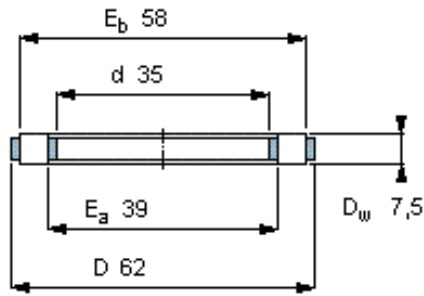


Principal dimensions			Basic load ratings		Speed ratings		Designations	
d	D	H	dynamic C	static C0	Reference speed	Limiting speed	Complete bearing	Roller and cage thrust assembly
mm			kN		r/min		-	
35	62	18	62	190	2000	4000	81207 TN	K 81207 TN

Complete bearing



Roller and cage thrust assembly



K 81207 TN

Mass kg 0,043

Appropriate components

Shaft washer
WS 81207

Housing washer
GS 81207

